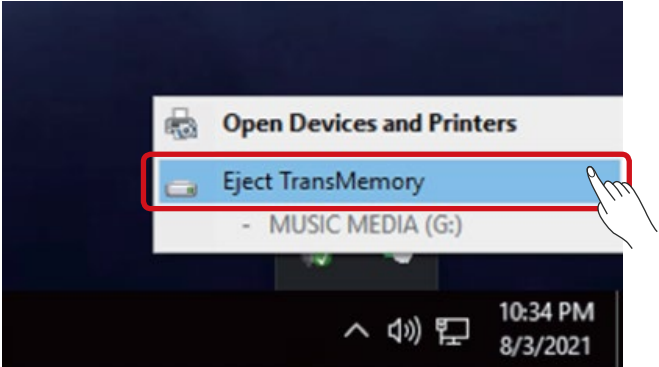
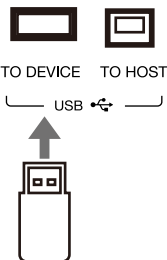


# How to install an expansion pack file to your AK series keyboard

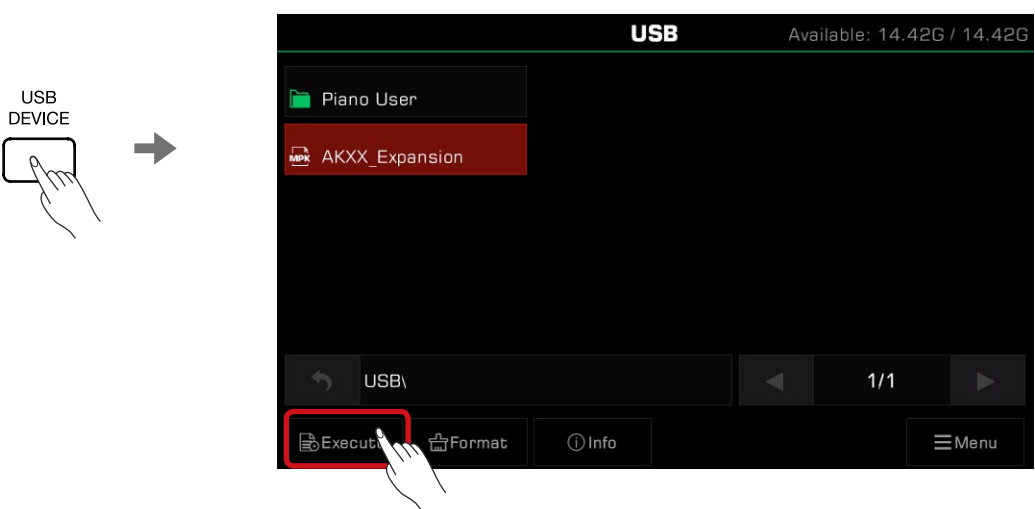
1. Copy the expansion file (.mpk or .mps) to a USB stick.  
Attention! The USB stick must be safely ejected before you unplug it.



2. Insert the USB stick to the [USB to DEVICE] jack on the back panel.



3. Find the install file and press the “Execute” button to install the expansion file.



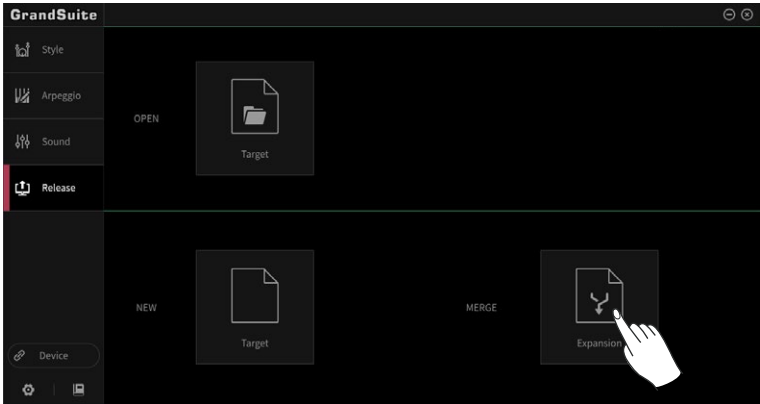
**Note:**  
Do not disconnect the USB device during installation.  
Please keep the instrument power supply on. Otherwise your expansion data will be damaged.  
The current expansion data will be overwritten if you install a new expansion file.

## How to merge the expansion files

Installing an expansion pack will replace the previously installed expansion data on your keyboard. So, if you have multiple expansion pack files, you may merge those expansion packs to a new expansion pack file, then install it. Thus, you will have all the data from those expansion files.

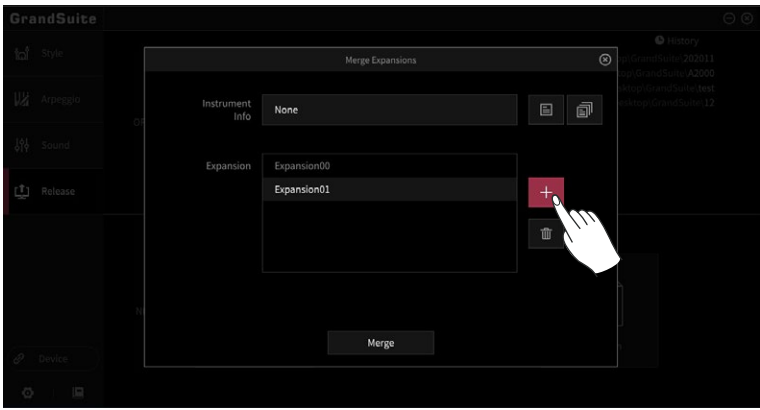
To merge the expansion files, please download the GrandSuite V2 at:  
<https://www.mecldata.com/download/assets/GrandSuiteV2.zip>  
Install the software, then follow the next steps to merge the expansion pack files.


1. Open GrandSuite V2, select “Release”, then select “Merge”.



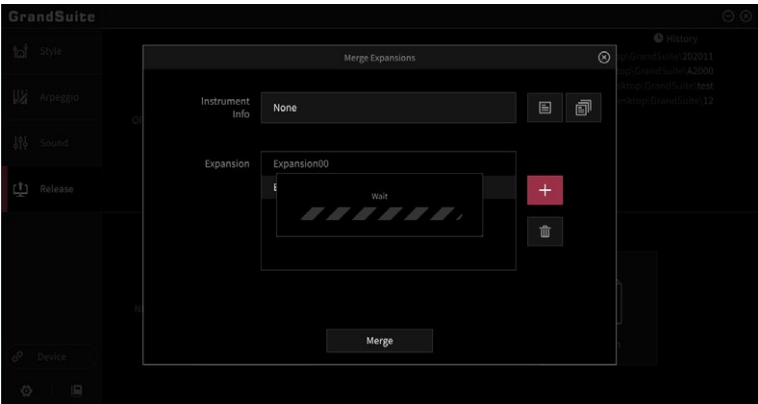
2. Click the “+” button, select the expansion files (.mpk, .mps, .dpg) to merge. You can also input Instrument Info files (.mif) if you want the output file to be encrypted for some specific instruments.

**Note:**  
The instrument files must not conflict with the encrypted information of the selected expansion files.



And you can remove the selected expansion files by clicking the “” button.

3. Once you are ready, click the “Merge” button, wait a while, the merged file will be generated. And you will be asked to name and save this new expansion file.



4. Install this new expansion pack, you will have all the data from those merged packs.

**Note:**  
If the expansion pack being merged does not have any installation restrictions, and no specific instrument info files are selected when merging, a .dpg file with no installation restrictions will be generated. You will need to manually change the extension to .mpk to install it on keyboard.